

ENTIRE 5 TEST FIT 36,167 RSF

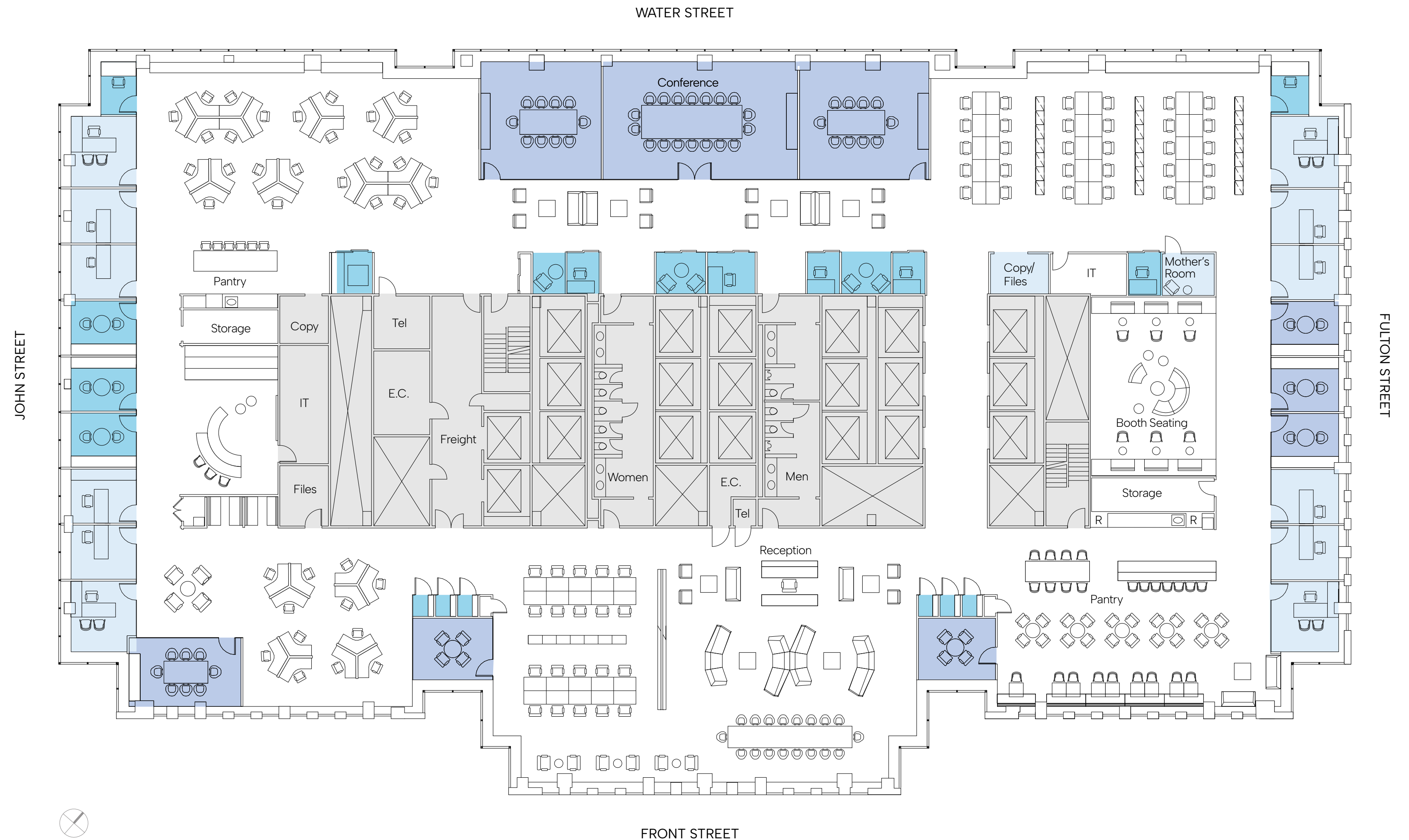
WORK PLACE		People
Private Office		12
Workstation		50
Pinwheel		36
Total		98

MEET		Rooms	Seats
Conference Room		12	66
Phone Room		17	25
Total		29	91

SOCIAL		Area	Seats
Reception		1	8
Pantry		2	54
Total		3	62

Total Dedicated Desks 98 People

Total Collaborative Seats
Open & Enclosed 153 Seats



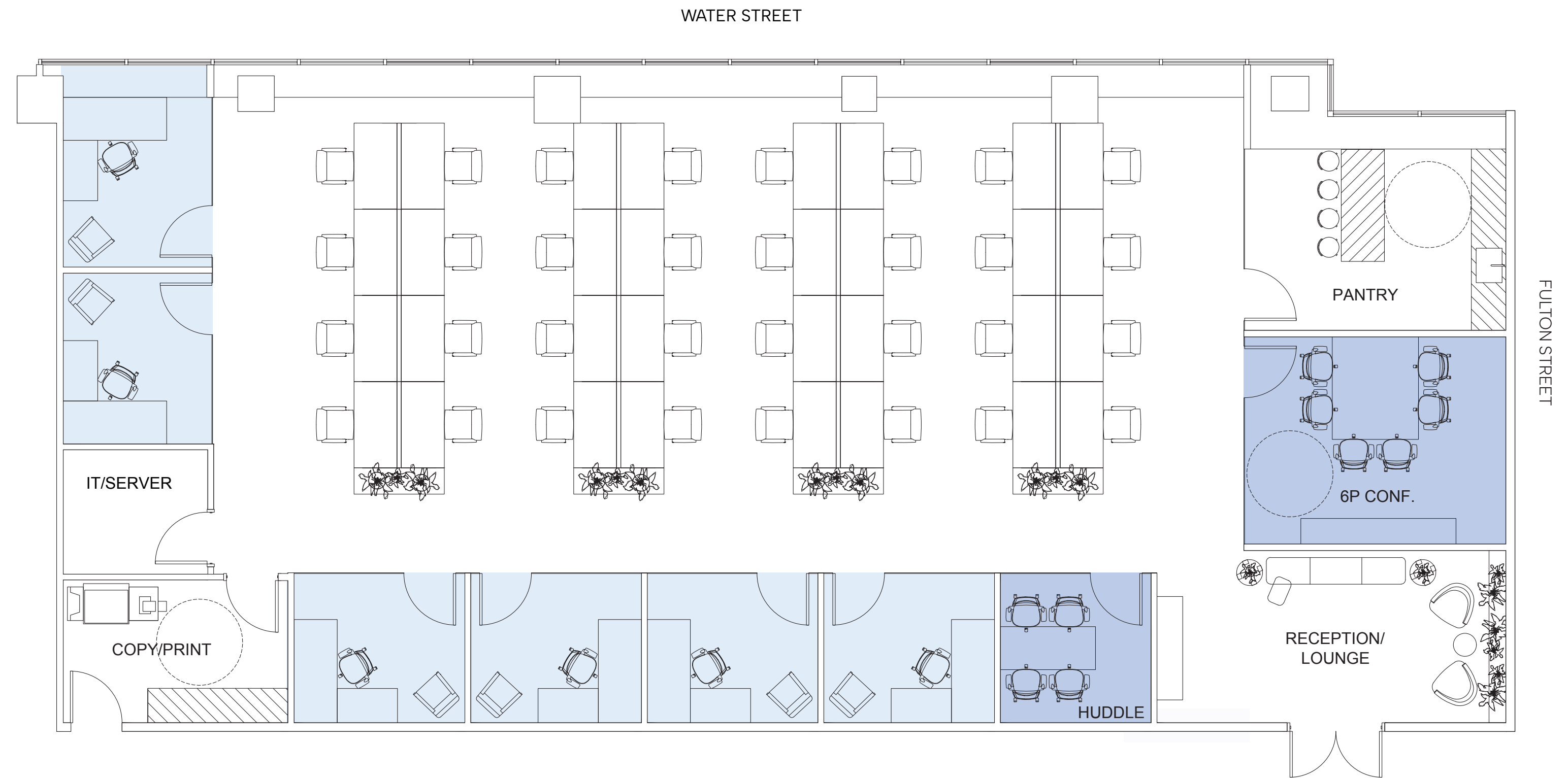
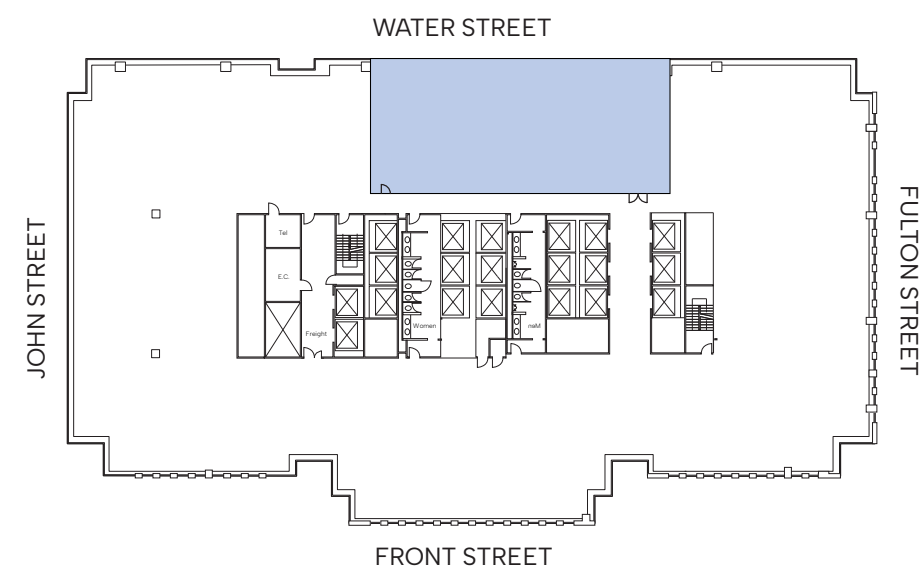
PART 8 AS-BUILT 5,413 RSF

WORK PLACE		People
Private Office		6
Workstation		32
Total		38

MEET		Rooms	Seats
Conference Room		1	6
Huddle Room		1	4
Total		2	10

SOCIAL		Rooms	Seats
Reception		1	1
Pantry		1	4
Total		2	5

Total Dedicated Desks	38 People
Total Collaborative Seats Open & Enclosed	15 Seats



MID-RISE | ENTIRE 15-20

OPEN LAYOUT

35,995 RSF

WORK PLACE		People
Private Office		8
Workstation 5'-0" W		173
Total		181

*NIC (1) receptionist

MEET		Rooms	Seats
Board Room		1	24
Conference Room		1	16
Conference Room		1	14
Conference Room		1	12
Conference Room		1	10
Huddle Room		3	15
Phone Room		10	14
Open Collaboration		4	26
Total			131

*NIC bench seating in conference rooms

SUPPORT SPACES		Rooms	Seats
Reception		1	5
Pantry		1	17
Wellness Room		1	
Total		3	22

Total Dedicated Desks 181 people

Total Collaborative Seats Open & Enclosed 153 Seats



MID-RISE | ENTIRE 15-20 PERIMETER OFFICES LAYOUT

35,995 RSF

WORK PLACE	People
Private Office	45
Workstation 5'-6" W	68
Total	113

*NIC (1) receptionist

MEET	Rooms	Seats
Board Room	1	24
Conference Room	2	24
Conference Room	1	10
Conference Room	2	16
Huddle Room	8	40
Phone Room	6	12
Total	126	

*NIC bench seating in conference rooms

SUPPORT SPACES	Rooms	Seats
Reception	1	8
Pantry	1	25
Wellness Room	1	
Total	3	33

Total Dedicated Desks 113 people

Total Collaborative Seats Open & Enclosed 159 Seats



HIGH-RISE | ENTIRE 32

OPEN LAYOUT

36,985 RSF

WORK PLACE		People
Private Office		8
Workstation 5'-0" W		197
Total		205

*NIC (1) receptionist

MEET		
	Rooms	Seats
Board Room	1	24
Conference Room	1	16
Conference Room	1	14
Conference Room	2	20
Conference Room	4	32
Huddle Room	8	36
Phone Room	6	8
Open Collaboration	3	15
Lounge Room	2	10
Total		175

*NIC bench seating in conference rooms

SUPPORT SPACES		
	Rooms	Seats
Reception	1	5
Pantry/Cafe	1	22
Wellness Room	1	
Total	3	27

Total Dedicated Desks 205 people

Total Collaborative Seats Open & Enclosed 202 Seats



